

From the Editor

This will be my last issue as editor of the newsletter since you, the membership, elected me as your Vice President. I will do my best to provide you with interesting and educational programs in the coming year. If any of you would like to demonstrate your modeling techniques or have an interesting story to tell that you think the membership would be interested in, please email me and I'll get you on the schedule.

The Ni River Middle School diorama project is in full swing. The students are very enthusiastic and will soon be getting their hands coated with plaster and ground foam as our dioramas take shape. Stay tuned, as the next issue will have pictures and the full story of our build.

In this issue, I've included a review of Czech Models' kit of the Songbird, Sky King's airplane (actually a T-50 Bamboo Bomber). How many of you remember, as I do, the introduction to the TV show: "Out of the clear blue of the western sky comes ... SKY KING!"

To the club membership: Happy Holidays! (And may Santa bring you all the models on your wish list. ;-)

Tim Barb



Inside This Issue

- 1 From the Editor, 2010 Executive Board
- 2 Czech Models' T-50 Bamboo Bomber
- 8 Club Contacts; Contest Themes 2009; Upcoming Events

2010 Executive Board

At the November meeting, the club elected it's Executive Board for the upcoming year. New officers are:

President: Mike Lepek

Vice President: Tim Barb

Treasurer: Mike Neyland

Secretary/Historian: Mike Larson



Czech Model, 1/48scale

UC-78 / JRC-1 / T-50

Bamboo Bomber



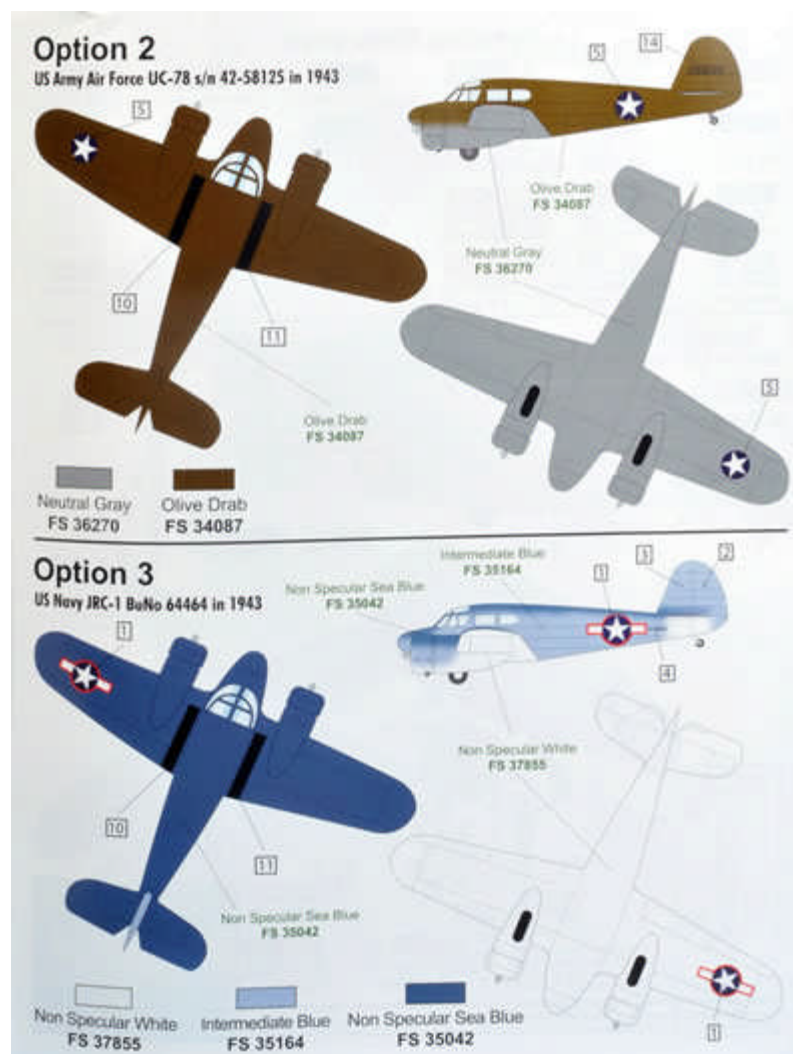
Reviewed by Brett Green

From Hyperscale.com

Summary

Catalogue Number:	Czech Model Kit No. 4819 - UC-78 / JRC-1 / T-50 Bamboo Bomber
Scale:	1/48
Contents and Media:	40 parts in grey coloured plastic; 11 parts in clear; 25 cream-coloured resin parts; colour and nickel plated photo-etched frets; large decal sheet with three marking options
Price:	USD\$53.96 available online from Squadron
Review Type:	FirstLook
Advantages:	First injection moulded T-50 in this scale; crisp and consistent surface detail; high quality moulding; useful options including alternate engines/props and positionable entry door; beautifully presented decals; effective use of multimedia (includes resin and coloured photo-etch)
Disadvantages:	Limited run nature of the kit will demand some preparation and patience.
Conclusion:	An impressive and well detailed kit of this widely used aircraft. The small number of parts, relatively straightforward breakdown and the unique nature of the subject should make Czech Models' 1/48 scale Bamboo Bomber a good prospect for modellers looking for a greater challenge with a twin-engine limited run kit.


The Cessna T-50 Bobcat was a twin-engine, low wing, fabric covered light transport aircraft that first flew in 1939. More than 5,400 were built, serving with various armed forces during the Second World War and in civil roles for many years thereafter.



I believe that this is the first time that we have seen a Cessna T-50 as an injection moulded kit in this scale.

Czech Models' 1/48 scale T-50 Bamboo Bomber comprises just 40 parts in grey coloured plastic, 11 parts in clear, 25 cream-coloured resin parts, one colour photo-etched and one nickel plated photo-etched fret plus a large decal sheet with three varied marking options.


The plastic is smooth and mainly features fabric details - raised stringers on the flying surfaces and subtle fabric sag on the fuselage. This is entirely appropriate. The overall effect is restrained and impressive.




There are a few raised ejector pins inside the wing halves that may interfere with fit. These should be cut off prior to assembly. Flash is minimal.

Control surfaces are moulded in neutral positions.

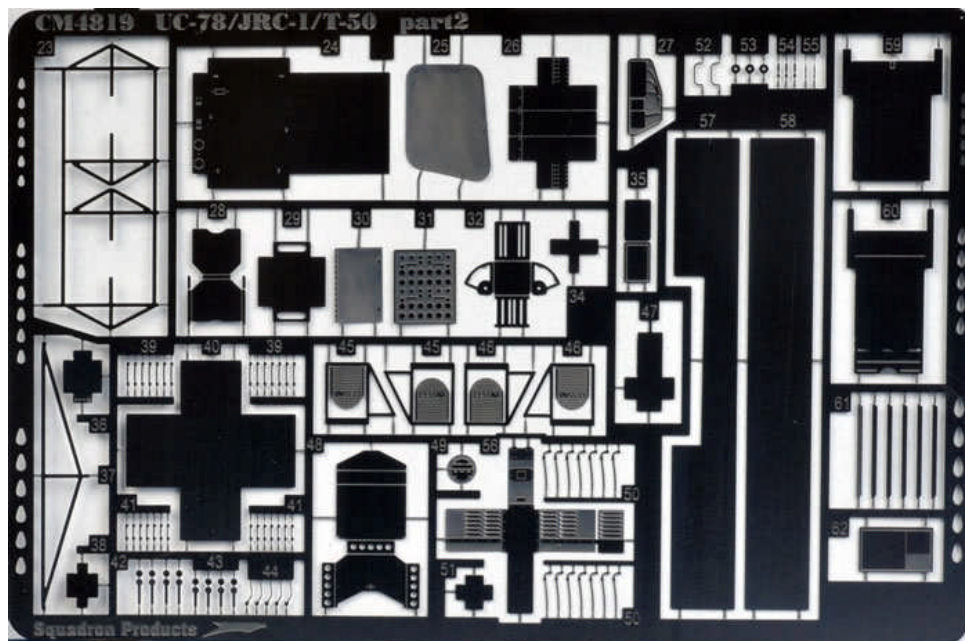
The clear parts are thin and free from distortion. In addition to the windscreen and cabin windows, the cabin door is also supplied as an entirely clear part. This is a nice touch - just mask the window in the door and paint the part for blemish-free demarcation.



The cabin is nicely fitted out with a beautiful coloured photo-etched "sandwich" for the instrument panel (two styles are provided) and throttle quadrant, with plastic front and rear seats featuring colour photo-etched harness straps (decal harnesses are optional).



If you prefer plastic parts to photo-etch, an injection moulded instrument panel is offered as an alternative, with decal dials. This is nicely detailed but personally I think it would be hard to achieve a result as convincing as the colour photo-etched parts. Just gorgeous - especially across this wide dual control vista. Optional radios are provided in photo-etch for the military versions. Czech Model has supplied decals to add stitching texture to the seats too, plus colour photo-etched map cases and other containers for the sidewalls.



Two different sets of resin engines are supplied, along with different propeller assemblies. The engines are cast in one piece each and are impressively detailed. They should look great after careful painting. The remaining resin parts include main wheels and tail wheel plus some smaller details.

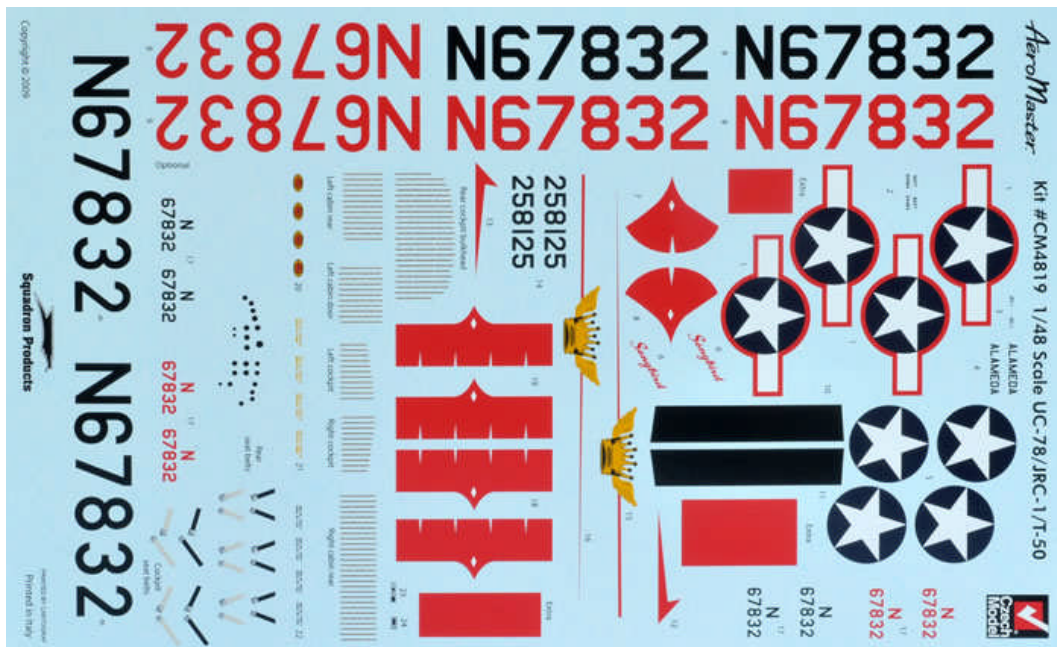


Instructions are called out over 16 steps in a 16 page booklet. The construction illustrations are presented as conventional illustrations.

Markings are provided for three colourful options:

- Sky King's T-50 "Singbird" from 1951, finished in Satin White, Gloss Grey and Red trim
- USAAF UC-78 during 1943 in Olive Drab and Neutral Gray
- US Navy JRC-1 during 1943 finished in three-tone navy camouflage.

The decals have been printed by Cartograf, and they look fabulous - glossy, well saturated and with a minimum of carrier film.



C o n c l u s i o n

Czech Models has delivered an impressive and well detailed kit of this versatile and widely used aircraft.

The small number of parts, relatively straightforward breakdown and the unique nature of the subject should make Czech Models' 1/48 scale Bamboo Bomber a good prospect for modellers looking for a greater challenge with a twin-engine limited run kit.

Thanks to Squadron for the sample

**Review Text Copyright © 2009 by Brett Green
Created 18 September, 2009**

CLUB CONTACTS

CHAPTER OFFICERS

President – Vince Mankowski
modelbuilder@md.metrocast.net

Vice President – vacant

Treasurer – Mike Neyland – mjneyland@aol.com

Secretary/Historian – Mike Larson
luftwaffemodeler@earthlink.net

CHAPTER VOLUNTEERS

Newsletter – Timothy Barb – tabarb@cox.net

Website – Sunil Gupta – sunilgupta65@yahoo.com

Contest – Rich Durphy – feldgrau23@yahoo.com

CHAPTER INFORMATION

Web: www.novaipms.org

Yahoo Groups: novaipms (where the newsletters are posted)

MEETING INFORMATION

Fairfax High School – Usually first Wednesday of the Month with notable exceptions. Please see the club website.

Local Clubs

Washington Armor Club – Meets 3rd Thursday of the month at Cabin John Elementary School. Contact Joe Booker at joe.booker@aol.net for more information

IPMS Washington D.C. Chapter meets the third Tuesday of each month at 8:00 PM at Beverly Farms School, 8501 Post Oak Rd., Pomomac, MD www.ipmsdc.org

National Capitol Model Soldier Society meets on the fourth Tuesday of each month in Annandale, Virginia. Contact Norbert Lustine (301) 384-4100; email: nml4100@aol.com.

Contest Themes 2009

Nov - Airlifters

Dec – Any model of any subject that meets these two criteria:

- 1) You built it ten (10) or more years ago;
- 2) In your lifetime you must have built at least 2 models of this subject.

For example, you want to enter an F-4E Phantom in 1/72 scale that you built 12 years ago. At some point in your life, either before or after, you must have also built another model of an F-4 Phantom - it can be any scale, and any variant, built at any time.

UPCOMING EVENTS

Model Mania

December 5, 2009

Holiday Inn Express

6401 Brandon Avenue, Springfield VA

0900 – 1300 Admission: \$5.00

301-627-5385, engco45@yahoo.com

Ni River Middle School Make & Take

December 9, 2009

11632 Catharpin Rd

Spotsylvania, VA 22553-3607

(540) 785-3990

